

H G F E D C B A

4

4

3

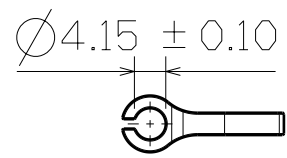
3

2

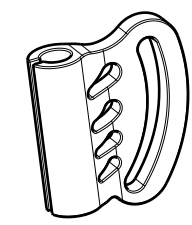
2

1

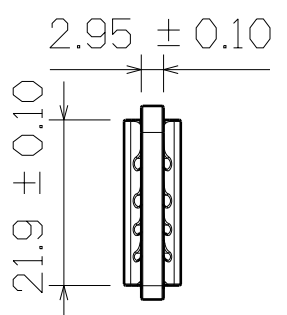
1



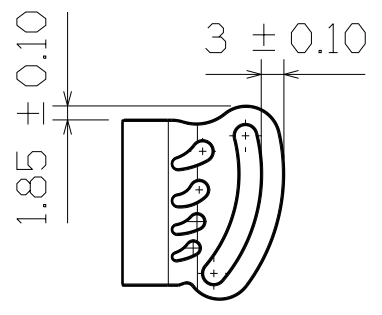
Top View



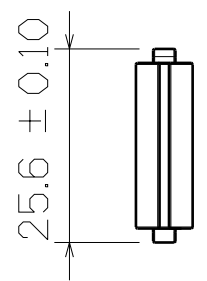
3D View



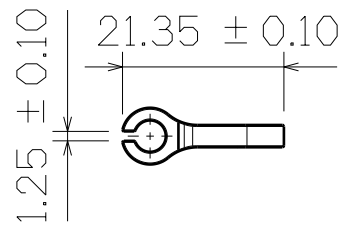
Right View



SF438



Left View



Bottom View

This drawing is our property.
It can't be reproduced
or communicated without
our written agreement.



**SHIN FANG PLASTIC
INDUSTRIAL CO., LTD.**

DRAWN BY	DATE
DANIEL CHEN	2009/8/15
CHECKED BY	DATE
JIMMY CHEN	2009/8/15
DESIGNED BY	DATE
RD	2009/8

DRAWING TITLE			
Webbing Divider			
SIZE	DRAWING NUMBER	REV	
A3	SF438	X	
SCALE	1:1	MATERIAL	SHEET
		POM	1/1

H G B A